

SafetyGrip® Angle Adjustable Grab Bar

SG750

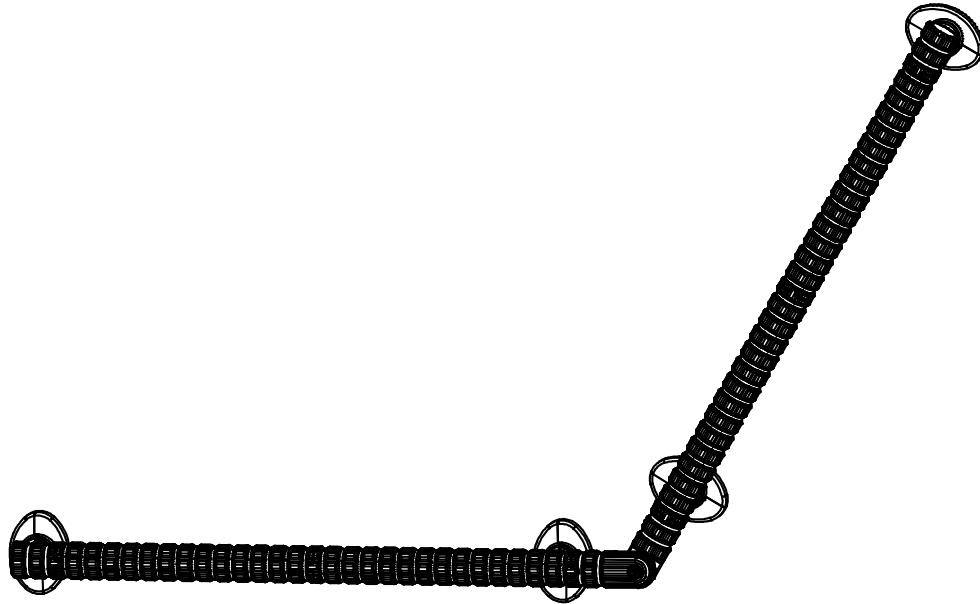


Table of Contents

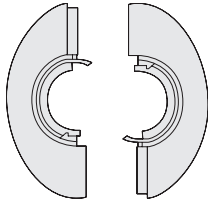
- Warnings and Cautions for Grab Bars (1 Page)
- SG750 Installation Instructions (3 Pages)

Specifications:


- Product Name: SafetyGrip® Angle Adjustable Grab Bar
- Product#: SG750



Kit Contents



Mounting Plate Covers



10 Wood Screws



Hex Key

Two screws for each Mounting Plate


Tools Required

- Stud Finder
- Safety Glasses
- Power Drill
- Tape Measure
- 1/8 inch drill bit for pilot holes for the wood screws
- Philips screw driver
- Pencil

TECHNICAL DATA

Safety and pleasing designs to enhance your bathroom décor, and will increase your safety in your home.

- All Hartmobility SafetyGrip® Grab Bars are ADA Compliant and will support up to 500 lbs when installed correctly onto structurally sound walls.
- Hartmobility® Grab Bars are designed and manufactured to comply with the accessibility and safety requirements set forth in:
 - * ANSI A117.1-2017 - Accessible and Usable Buildings and Facilities.
 - * ASTM F446-85 - Grab Bars and Accessories Installed in the Bathing Area.
- They feature our patented interlocking SafetyGrip® for the safest available grip.
- They come with the long-lasting protection of embedded antimicrobial AlphaSan® RC5000 silver ions powder for all parts. For more details about AlphaSan®: <https://www.milliken.com/en-us/businesses/chemical/product/alphasan>
- SG700 series are Rustproof made from Stainless Steel, including all hardware.
- SafetyGrip® Grab Bars are assistive products that may be permanently affixed to any structurally sound flat surface. Suitable for use anywhere that a Grab Bar is needed, they come in a variety of lengths and styles.
- They are equipped with oval-shaped mounting plates that allow them to be installed horizontally, vertically, or at any angle.
- To assist installers, Hartmobility® offers a complete range of SafetyGrip® Grab Bar products and fasteners, including our Hartmobility EZAnchor™ System for use on hollow walls, where the wall studs are not suitably spaced, and our Hartmobility EZMount™ System for mounting onto fiberglass shower inserts and fiberglass bath tub surrounds. Follow the Installation Instructions that come with these products.

 **WARNING: FALL HAZARD.** Attach the grab bar securely to the wall. Failure to do so could result in death or serious injury.



INSTALLATION



WARNING: ELECTRICAL SHOCK HAZARD. When drilling into walls, always ensure that you avoid all electrical wires, cables, ducts, pipes and/or plumbing. Failure to do so could result in death, serious injury, or property damage.

STEP 1: Locate Any Wall Studs Where You Want To Mount The Grab Bar

- First put on Safety glasses. Locate the wall studs.
- Locate and mark the studs. You can rotate the mounting plates to align with the wall studs. Slightly loosen the screw that holds the mounting plate, rotate as needed and re-tighten the screw.
- Use two #10 wood screws for each mounting plate into the stud.

STEP 2: No Studs are where you want to Mount Your Grab Bar

Do either:

- a. Use the correct fasteners - our optional hollow wall EZAnchor™ fasteners, including hardware Kit. When using our EZAnchors™ Kit, follow the Installation Instructions that comes with it.
- b. Use blocking

The blocking can be 3/4 inch thick plywood, 2x4's or stronger.

Use two #10 wood screws for each mounting plate into the blocking.

MAINTENANCE AND CLEANING

- **VERY IMPORTANT:** It is important to inspect the Product(s) frequently.
- Stop using immediately if damaged or broken, or if parts are missing.
- Stop using immediately if Product(s) shift out of the original installed position(s) until they are readjusted into the correct position.
- To clean your Grab Bar, use a damp cloth with soap and water or mild household cleaner, wipe clean and dry before using.

Warranty

For Warranty details, refer to the Warranty details on the Hartmobility Inc.

Website: www.hartmobility.com/Warranty or call 1-800-998-0774 ext. 3





Questions. Comments. Concerns.

Contact Customer Service today.

info@Safetygrip.com

www.Safetygrip.com

www.Hartmobility.com

1(800) 998-0774

Hartmobility Inc.
424 Williamson-Zebulon Rd.
Williamson, GA 30292

Hartmobility reserves the right to update and revise our products. Refer to our website for the most up-to-date version of this document.

Copyright © 2025 Hartmobility Inc. All Rights Reserved.

